

European Rimfire & Air Rifle Benchrest Shooting Federation®



**Rule Book
2007-2008**

CONTENTS

		Page No
SECTION A	General Information	3 - 4
SECTION B	Equipment	4 - 5
SECTION C	Classes	5 - 7
SECTION D	Officials and Duties	7 - 8
SECTION E	Range Safety and Procedure	8 - 9
SECTION F	Course of Fire/ Match Information, Range Commands	9 - 10
SECTION G	Scoring	10 - 12
SECTION H	Technical Provision	12 - 14
SECTION I	Event Organisation & Required Range Facilities	15 - 17
APPENDIX A	Protest	17 - 18
APPENDIX B	Targets	19 - 20
APPENDIX C	Stock Clarification	21
APPENDIX D	Clarification on latest design of Front Rest	21 - 22
APPENDIX E	Medals and Awards	22
APPENDIX F	Technical Meeting	22 - 23

A - General Information

General Information

The following information is the main Rules for Rimfire and Air Rifle Benchrest Competitions developed to suit international shooting. The following Rules are to be used for Local, National (within the European Union) and European Championships by the European Rimfire and Air Rifle Benchrest Shooting Federation commonly known as the 'ERABSF', from 2008 onwards – as 'local rules'—including Postal and International 'head to head' Championships. Targets used in all competitions will be the Official European Rimfire Benchrest with same ring sizes as BRItalia, AIBR22, UKBR22 and IR50/50 - as supplied as a master for own photocopying on A3 sheet or printed from the ERABSF website. (See APPENDIX B) for details. This consists of 25 scoring targets. The official language of the Championship / match will be English (National matches in the language of host country), and all commands and instructions shall be provided in English.

Affiliation

The ERABSF cover the majority of Rimfire and Air Rifle competitions at 25 yards and 50 meters. Affiliation to the ERABSF brings national Rimfire and Air Rifle benchrest shooting organisations under the same main rules of shooting set out below, with specific adaptation to suit other forms of rimfire benchrest. These adaptations may cover distance, classes and targets all to suit other European and World rimfire benchrest shooting and club facilities.

Notes on the Rules

These rules cover all activities of the ERABSF, including Postal and International 'head to head' championships. These are indicated for some specific classes. For World and European Championships the competition will consist of several main match contests (shot at 25 yards and 50 meters) of which there are the following main classes, i.e.: Rimfire - **International Sporter, 10½ lb** (Light Varmint) **and Unlimited Weight**; Air Rifle - **International Sporter, Hunter** (Light Varmint) **and Unlimited Weight**. A competitor can compete once only in each class at any Championship Match. Each match will consist of a three cards / targets with an aggregate score. (If any changes are required to these rules, they should be advised to the General Council members at least one year prior to competition, and confirmation of such changes approved by the next full meeting. Equally if members require additions or reductions to the 'competition list', the same applies. A temporary change for a specific Championship can be approved by the General Council, in consultation with the Championship Director; all competing countries must approve these changes in writing).

Registration

Match / relays will commence at the designated times set out in the programme of events which will be circulated to all competitors upon registration. Registration will close before the event commences. Initial registration forms are to be filled out and signed by each competitor and submitted by their national organisation for both individuals and Teams. The final registration and fee payments are to be made one day before the championships / match commences.

Individual registration is payable per class entered. Team registration is free.

It is the responsibility of the national organisations to ensure registration fee payments are made in full on or before the due date on behalf of all shooters from that Organisation. Payment will only be accepted from individuals in exceptional circumstances.

Eligibility of Competitors and Venue

Competitors will be required to be a member of and be nominated by their national organisation in order to compete in an international competition or match. They must also be a member of a Shooting Club that is recognised by government, ministry or relevant national shooting organisation. Competitors must also hold a current firearms licence for their country of origin, and a European Firearms Passport where necessary under the Law. The shooting venue where the championship are to be held must be approved and Insured, hold a current licence for the use of the firearms being used

and abide by the Firearms Licensing Regulations of that country. It will be the responsibility of the host association / organisers to ensure that the range and facilities are of a high standard suitable for the conduct of the Championship. The Match Director has the right to deny the opportunity to compete to any person who they feel does not comply with the above, is incapable of safely completing the match, or to any person who violates safety or sportsmanship rules. The Match Directors decision is final and there are no rights to appeal. Each competitor shall be provided with an individual competitor's number and country identification, suitable for attachment to competition clothing in the form of a name tag. Such Identification must be worn and visible at all times the competitor is at the firing line and within the confines of the shooting venue. The ERABSF positively supports the participation of disabled shooters in any Championship or match. No specific limitations are mandated; organising committees must be mindful of access and service requirements.

Late Entries:

The acceptance of late entries is at the discretion of the organisers. The acceptance of late entries must not disadvantage those countries that have met the entry deadlines. The Organisers of the Championships is authorised to charge a penalty rate for late entries.

Teams

Where matches include teams, these teams will be made up of three shooters, with two in reserve; five maximum in total. The Team and reserve shooters names to be registered as stated above under Registration. Three teams from each country can enter each class or match. Teams can shoot at both distances if required. Scoring will be an aggregate of scores achieved as individuals, amassed as the registered team of three, max score 2250 with 225 10X's. Juniors can be included within the Teams but if numbers allow separate Junior Teams will be encouraged, maximum age 17 years. A competitor can only be changed for a reserve before the first shot is fired in the event. Following the first shot in a match, replacement will not be permitted. Reserves will not be included in the awards ceremony for team events unless they have replaced a team member and shot for the team. If replaced, the original team member replaced can no longer be included in the awards ceremony for that team.

European and World Championship Records

Records established will be recorded on the ERABSF website for future reference and scoring. New records can be established from scores at previous National or International matches. However this will rely on confirmation from the Match Director and official scorers. This can then be confirmed by independent scorers from individual nations if necessary. New records will be announced via the Match director and official ERABSF website.

B - Equipment

Rifle

.22 Rimfire - Rifles Chambered for Short, Long, or Long Rifle.

Air Rifle - Rifles Chambered for .177; .20; .22 and of power / velocity as stated in the Class designation section.

Ammunition

Rimfire Ammunition must be a lead projectile in .22 Target Rimfire short, long, or long rifle calibres Air Rifle ammunition must be a lead pellet in calibre .177; .20 or .22.

Competitors using hand loaded ammunition and /or ammunition produced with jacketed bullet, or ammunition not available from regular outlets will be disqualified.

Bench

A bench shall be a rigidly constructed table at which a shooter may sit. The shooter should be able to adjust personal height via the seat or stool which is to be adjustable. Benches should be constructed to allow firing by either right or left handed competitors. During a match competitors or team officials cannot occupy any bench if they are not competing, there will be a designated line that non shooting competitors or spectators shall not cross.

Rests and Bags generally.

Generally the front rest or pedestal does not have restrictions in terms of weight, material and design for these devices. Front rest may incorporate guiding means and adjustments for elevation and windage in either or both directions, but must be topped with some form of sand bag. (See APPENDIX D). Rear rest must be a sand bag measuring no more than 300mm (11.81 inches) in length and 230mm (9.055 inches) in width (height is unrestricted), with no adjustable or mechanical means. Both must contain a non metallic granular material like sand. Sand bags must be made of leather and/or cloth (i.e. Condura) which are pliable and this material will be a maximum of 3mm or 0.12 inches in thickness across its general surface, the base only can be thicker for stability. Thickness can be tested at the seams of the bag. Solid leather, plastic or wooden bags covered in leather / material is not permitted. The rear bag can incorporate a vertical spacer (donut) to attain a fixed elevation as long as it does not contain horizontal or vertical adjustments. The vertical spacer shall not have any protrusions which can be inserted into the bench top or the sand bag. The rear bag or spacer shall not be contained in any way. The front bag must be able to be indented with finger pressure at any point along the ears and sides of the bag. The rear bag must also be able to be indented with finger pressure at any point along the ears and sides of the bag. This does not include the base of either bag or the rest plate of the front bag. The front and rear rests will not be connected to each other, the bench or the gun. Only the sand bag can touch the sides and bottom of the stock. When rifle is raised straight up, the front and / or rear rest must not rise up with rifle. If the front and/ or rear rest raises up with rifle, the front and / or rear rest must be weighed with rifle to determine eligibility. Front and/ or rear rifle rest cannot be used to restrain recoil of rifle. Nothing can be attached to the bench that would impede the movement of the front or rear rifle rests. Front and rear rifle rest must be placed directly on top of the bench with the following exceptions: A bearing or similar device may be placed under the rear leg of the front rest to facilitate smooth operation of mechanical elevation. In general none of the competitor's equipment may be attached to the bench. Anti slip surfaces on the bags may be utilised. Talc or non slip compounds/ tapes can be used to aid tracking of the rifle.

Bi-pods

Members can use a Bipod for a front rest if required especially in the rim / air Sporter, Hunter and International Sporter Classes that are set up to simulate hunting and available for purchase at usual retail outlets. Bi-pods (max weight to be 1Kg and only two arms) with sandbag under fore end are permitted. Competitors can also use home made Bi-pods but if heavier than a kilogram shooters will be not admitted to the match. Windage adjustment on Bi-pods is not allowed. Rifle and Bi-pods to be weighed separately.

Tuners - Barrel weights, harmonic tuners or bullet stabilisers are only permitted in Classes **10½ lb** (Light Varmint) **and Unlimited Weight** but will be included in the overall weight of gun.

Wind Flags

Wind flags can be utilised that are present at the venue and competitors can bring their own, but must be aware that with bench rotation they may not be using their specific flags. Flags must be no higher than level of bench top to bottom of target. Organisers must place enough wind flags in position before match begins. **Wind flags cannot be moved or taken down until match is completed.** As bench rotation will be in effect and at the Match Directors discretion wind flags may be moved between **Classes**. If a flag is in a shooter's line of sight, the Range Officer / Referee will lay the flag on the ground. This must be done before match commences.

C – CLASSES

Classes are a combination from various World Wide Organisations and to suit the International Shooters.

Rimfire:

(a) Sporter .22 Rimfire Rifle - is any Sporter model having a safe manually and mechanically operated firing mechanism, weighing not more than **7½** pounds (3.402 Kg) inclusive of sight, Rifle must have a working safety. The action must be a repeater action and hold minimum of two rounds in a removable clip/magazine except for tubular fed rifles, the clip/magazine must be capable of feeding two or more rounds into the chamber and must be installed in the clip/magazine housing when competing and when rifle is weighed; The rifle may be re-barrelled. Any scope may be used with max magnification of **12X**,

scopes with more power will have to be taped in position for duration of match. The barrel can be bedded and have the trigger reworked (or replaced). Factory stock or stocks that meet 'Stock Clarification' rules may be used (**see APPENDIX C**). Return to battery shall NOT be permitted. No electronic or mechanically assisted triggers allowed.

(b) International Sporter - is any Sporter having a safe manually and mechanically operated firing mechanism, max weight not more than **8¹/₂** pounds (3.855 Kg) inclusive of scope. Rifle must have a working safety. The action must be a repeater action and hold minimum of two rounds in a removable clip/magazine except for tubular fed rifles; the clip/magazine must be capable of feeding two or more rounds into the chamber and must be installed in the clip/magazine housing when competing and when rifle is weighed. The rifle may be re-barrelled. Any scope may be used with max magnification of **6.5X**, scopes with more power will have to be taped in position for duration of match. The barrel/ action can be bedded and have the trigger reworked (or replaced). Factory stock or stocks that meet 'Stock Clarification' rules may be used (**see APPENDIX C**). Return to battery shall NOT be permitted. No electronic or mechanically assisted triggers allowed.

(c) 10¹/₂ lb Light Varmint .22 Rimfire Rifle - is any rifle having a safe manually and mechanically operated firing mechanism, weighing not more than **10¹/₂** pounds (4.762 kg) inclusive of sight. Any modification may be made to the rifle and any scope may be used. Factory stock or stocks that meet 'Stock Clarification' rules may be used (**see APPENDIX C**). Return to battery shall NOT be permitted. Barrel weights, harmonic tuners or bullet stabilisers are permitted but will be included in the overall weight of gun. No electronic or mechanically assisted triggers allowed. Stock tape is permitted.

(d) Unlimited Weight .22 Rimfire Rifle - is any rifle having a safe manually and mechanically operated firing mechanism, with no weight limit. Any modification may be made to the rifle and **any scope magnification** may be used. Factory stock or stocks that meet 'Stock Clarification' rules may be used (**see APPENDIX C**). Return to battery shall NOT be permitted. Barrel weights, harmonic or bullet stabilisers tuners are permitted. No electronic or mechanically assisted triggers allowed. Stock tape is permitted.

Air Rifle:

(e) Sporter Air Rifle Class - is any unmodified factory model with manufacturer's name or logo stamped into the metal of the barrel or breach, having a safe manually and mechanically operated firing mechanism, weighing not more than **10¹/₂** pounds (4.762 kg) inclusive of sight, as long as a minimum of at least 1,000 of these rifles have already been produced. Factory stock or stocks that meet 'Stock Clarification' rules may be used (**see APPENDIX C**). The action can be either spring or pneumatic; neither the barrel nor the action can be glued in; air regulator, muzzle brakes and silencers are allowed of specific manufactures design. The barrel, calibre and air cylinder can be changed as long as it is provided by the Manufacturer as an option / spare to that model. Any scope may be used with max magnification of **12X**; scopes with more power will have to be taped in position for duration of match. The barrel can be bedded and have the trigger reworked (or replaced). If it needs to be re-crowned, it can be no shorter than $\frac{1}{2}$ inch from the original factory barrel length as provided for that model by the manufacturer. It is the shooter's responsibility to document the rifle's original length. Return to battery shall NOT be permitted. Power to be restricted to **16.27 Joules or 12 ft lbs maximum**.

(f) International Sporter Air Rifle Class - is any unmodified factory model with manufacturer's name or logo stamped into the metal of the barrel or breach, having a safe manually and mechanically operated firing mechanism, weighing not more than **10¹/₂** pounds (4.762 kg) inclusive of sight, as long as a minimum of at least 1,000 of these rifles have already been produced. Factory stock or stocks that meet 'Stock Clarification' rules may be used (**see APPENDIX C**). The action can be either spring or pneumatic; neither the barrel nor the action can be glued in; air regulator, muzzle brakes and silencers are allowed of specific manufactures design. The barrel, calibre and air cylinder can be changed as long as it is provided by the Manufacturer as an option / spare to that model. Any scope may be used with max magnification of **6.5X**; scopes with more power will have to be taped in position for duration of match. The barrel can be bedded and have the trigger reworked (or replaced). If it needs to be re-crowned, it can be no shorter than $\frac{1}{2}$ inch from the original factory barrel length as provided for that model by the manufacturer. It is the shooter's responsibility to document the rifle's original length. Return to battery shall NOT be permitted. Power to be restricted to **8.13 Joules or 6 ft lbs maximum**.

(g) Hunter Air Rifle Class - is any unmodified factory model with manufacturer's name or logo stamped into the metal of the barrel or breach, having a safe manually and mechanically operated firing

mechanism, weighing not more than **10 1/2** pounds (4.762 kg) inclusive of sight, as long as a minimum of at least 1,000 of these rifles have already been produced. Factory stock or stocks that meet 'Stock Clarification' rules may be used (**see APPENDIX C**). The action can be either spring or pneumatic; neither the barrel nor the action can be glued in; air regulator, muzzle brakes and silencers are allowed of specific manufactures design. The barrel, calibre and air cylinder can be changed as long as it is provided by the Manufacturer as an option/spare to that model. **Any magnification** scope may be used. The barrel can be bedded and have the trigger reworked (or replaced). If it needs to be re-crowned, it can be no shorter than 1/2 inch from the original factory barrel length as provided for that model by the manufacturer. It is the shooter's responsibility to document the rifle's original length. Return to battery shall NOT be permitted. Power to be restricted to **16.27 Joules or 12 ft lbs maximum**.

(h) Unlimited Air Rifle Class A - is any rifle having a safe manually and mechanically operated firing mechanism, with no weight limit. Any air regulator can be used as long as it is integral within the air cylinder. Any modification may be made to the rifle and **any magnification** scope may be used. Factory stock or stocks that meet 'Stock Clarification' rules may be used (**see APPENDIX C**). Return to battery shall NOT be permitted. Muzzle brakes, muzzle flips, barrel weights or Harmonic Tuners are permitted. There is no restriction on cylinder size or capacity as long as **8.13 Joules or 6 ft lbs maximum** power is retained. Separate Air Cylinders are not allowed, the cylinder must be part of the rifle and the overall weight.

(i) Unlimited Air Rifle Class B - is any rifle having a safe manually and mechanically operated firing mechanism, with no weight limit. Any air regulator can be used as long as it is integral within the air cylinder. Any modification may be made to the rifle and **any magnification** scope may be used. Factory stock or stocks that meet 'Stock Clarification' rules may be used (**see APPENDIX C**). Return to battery shall NOT be permitted. Muzzle brakes, muzzle flips, barrel weights or Harmonic Tuners are permitted. There is no restriction on cylinder size or capacity as long as **16.27 Joules or 12 ft lbs maximum** power is retained. Separate Air Cylinders are not allowed, the cylinder must be part of the rifle and the overall weight.

(l) Unlimited Air Rifle Class C (50M Only) - is any rifle having a safe manually and mechanically operated firing mechanism, with no weight limit. Any air regulator can be used as long as it is integral within the air cylinder. Any modification may be made to the rifle and **any magnification** scope may be used. Factory stock or stock's that meet 'Stock Clarification' rules may be used (**see APPENDIX C**). Return to battery shall NOT be permitted. Muzzle brakes, muzzle flips, barrel weights or Harmonic Tuners are permitted. There is no restriction on cylinder size or capacity as long as **27.12 Joules or 20 ft lbs maximum** power is retained. Separate Air Cylinders are not allowed, the cylinder must be part of the rifle and the overall weight.

Clarification on separate cylinders as stated above

Separate air cylinders are not permitted refers to 'Diver Type bottles' that sit below the bench and are connected to the rifle by a tube. Separate air cylinders do not refer to air rifles that have detachable cylinders i.e.: Anschutz where the cylinder is removed to refill or change for a replenished cylinder.

D - Officials and Duties

General

Any person may hold more than one Tournament Official position. When possible, it is suggested that matches be scheduled such that persons holding the Official positions may also be able to compete in the matches. Main rules apply to Official / Range Officers etc. Officials to be as follows: Match Director; Range Officer; Weapons & Equipment Check Officer; Score Officer and Referees.

Definition and Duties

Match / Championship Director: is the manager delegated to setup the competition, sending programs and invitation forms to participants. He can nominate collaborators and supervisors where there is a specific requirement for logistic, safety and range facilities. He is responsible to every other organisational aspect of the championship / match.

Weapons & Equipment Check Officer(s): Appointed by Match / Championship Director to weigh rifles, check that all equipment and accessories conform to the rules. A check pass / conformity sticker will be applied to every rifle, scope and piece of equipment.

Score Officer(s): Appointed by Match / Championship Director to score targets and be responsible for compilation and classifications of all scores. Score Officer must have full knowledge of the rules and have a good level of experience in championship events. He, in the case of score doubt, can nominate two referees under Match Director approval. Scorer must have an ISSF / NRA approved scoring plug provided by the club. Scorer and referees cannot be competitors at the match.

Range Officer: Person in charge of the Match, responsible for monitoring and timing each relay. He is the only person authorised to pronounce the range commands. The range Officer is the first liaison between match director / officials and shooters. He must check safety and all relevant range conditions before start of the relay. Every competitor will refer to him for every issue, protest or problem on the firing line during or after each match up to a maximum of 30 minutes after the relay / match has finished.

Referees: Persons who will decide problems in crossfire, protests in scoring, eligibility of guns and rests, and may help with any other protests that may arise. Referees at anytime before the 'commence to fire' and after cease fire may inspect and weigh guns, or inspect rest or scope to determine if shooter is in compliance with rules. Referees must weigh at least the first three winning guns in each class. Referees may weigh again any other rifles. Referees may help the 'Protest Delegates' decide outcome of any protests lodged by competitors before, during, and after match. Referees must check all variable scopes in Sporter Class are taped (or if this is removed / altered) before 'commence to fire'. An alternate referee should be named in case one of the three referees has filed a protest or is involved in a protest. Match Director cannot be a referee, but can act as a 'vote' in a matter of protest. Referee can not be scorer.

E - Range Safety and Procedure

Safety of Competitors, Officials and Spectators is considered paramount. It is the responsibility of all participants to ensure that all safety standards are complied with, and breaches will not be tolerated. It is the responsibility of each individual shooter to ensure movement around public areas with firearms, is conducted in a safe and appropriate manner.

The Match Director, Range Officer or Club Official will be responsible to see that appropriate safety precautions are taken. It is expected that the Match Director and all competitors will exercise their best judgment to keep our sport safe for all that participate. The Range Officer to go over basic safety rules if appropriate before a match if there is any question that anyone in attendance may not be familiar with the rules in effect at that range. Team Leaders / Team Captains even if they do not compete have a responsibility to ensure all participants comply with this requirement.

Recognised safety rules will apply:

- All Rifles, having a safe manually and mechanically operated firing mechanism, must be equipped with trigger guards.
- Firearm movement around public area has to happen in a closed custody. This provision includes behind the firing line and the other common range areas like competitor facilities, parking areas etc.
- Rifles are NEVER to be on the bench until the Match Director calls the relay to the line after determining that the range is secure. When anyone is down range, NO RIFLES will be allowed on benches.
- On the firing line all rifle bolts must be kept out of all rifles, except on the command of the Match Director. Rifle that are unable / do not have bolts to be removed, must have inserted into the chamber a device that visibly shows that the chamber is empty. (Bolt can be inserted or flag stop-bolt removed only following the command "Insert Bolt in Your Rifle!" by the Match Director.)
- Under no circumstances will a shooter load a round into a rifle before "LOAD" command.
- Firearms and equipment cannot be removed from the bench before the term of the match, authorization excepted by Match Director. The shooter that has to abandon the bench during the competition, even if momentarily, must have been cleared only by the Match Director, and leave weapon on the rest deprived of the bolt or with the flag stop-bolt inserted.

It is the responsibility of the Range Officer/s to supervise all matches and enforce all safety rules. Refusal to comply with an order of the Range Officer shall be grounds for barring the competitor from the range. **Disqualification may result if these procedures are not followed.**

F- Course of Fire/ Match Information

General

Sportsmanship

There shall be no boisterous conduct on, or near, the firing line during the firing of any match. Everyone should treat all shooters as they would like to be treated if they were about to shoot a new record score. If competitors cause a disturbance a protest that may lead to disqualification may be applied. Competitors who have a grievance must ensure the Referee / Range Officer is aware. They will determine what course of action to take. Disturbance can be seen as:

- a. Mobile phones going off. (No mobile phones are allowed on the range)
- b. Moving from the firing line when shooting relay has not finished.
- c. Conversations with people on the firing line or spectator area while people are shooting.
- d. Cleaning of rifles.
- e. Major adjustments of rifles.

This list is not exhaustive.

Competitors must remain seated until the end of each relay. No competitor should enter the firing points once the match has started. If they have missed the start of the relay they forfeit that relay, as this will cause a disturbance to other shooters. The above applies to spectators, who will be asked to keep noise to a minimum and if continued they will be asked to leave while shooting continues. Spectators will not be in the shooting area under any circumstances and must not engage in conversation with competitors on the line, whether they are shooting or not.

Signing In

All Competitors to sign in with Name, Class, Gun, Calibre and Licence Number.

An individual 'Pin' number will be issued that will be placed on each target they use competitors are responsible for ensuring they know the number of the target they are using.

All Competitors to have their Guns weighed, when a confirmation sticker will be placed on the Butt. A meeting will be held before start of the championship to ensure every one understands the rules.

25 records shots at 25 yards or 50 meters with to time limit for matches of maximum 30 minutes outdoor (and 20 minutes indoor, but this applies to the international postal only).

Each match will consist of a three targets to be shot in the same day for each allowed Class in bench rotation. The aggregate being the final score. A competitor can compete only one time in each Class at any Championship Match. All competitors on each relay must be contesting the same Class.

Classes must be contested in the following order:

First: International Sporter, Second; 10 ½ lb (Light Varmint) and Third; Unlimited weight Class.

If present at the championships, Air Rifle in all circumstances will shoot first.

If 25yrd and 50 meter are shot at the championship, 25 yard matches will shoot first.

If time is restrictive warm up or practice can be eliminated at the Match Director discretion.

The Range Officer will call competitors to the line at least ten minutes before the commence fire command is to be given, in order to allow rests and other equipment to be set and adjusted. Before the first match of the day, on each relay, the Range Officer will explain the procedure that is in used at the Host Club to start and stop a match, including the procedures to be followed in case of an emergency cease-fire.

If an emergency cease-fire is called, the reason for such should be corrected, and then the match should be restarted with an additional three minutes added to the remaining time (if less than three minutes have elapsed before the emergency cease-fire, the clock should be reset to 30 minutes).

The Range Officer will announce a ten-minute, five-minute warning and a 30 seconds warning before the end of each match. Competitors must remain seated until the end of each relay.

No competitor should enter the firing points once the match has started. If they have missed the start of the match/ relay they forfeit that relay, as this will cause a disturbance to other shooters.

Range commands:

1) This is Relay n° XXX Match n°XXX Class XXX : Shooters Make Ready!

Competitors called to Benches **10 minutes** before start to set up rifle and rests, all rifles to be safe, either magazines removed or bolts depending on action.

2) Are Shooters Ready?

Competitors do have the facility to ask Range Officers additional time to set up (no more than three minutes) if they are experiencing trouble with equipment. Such facility will only be granted once time during a match.

3) Insert Bolt in Your Rifle!

4) Load!

Do not place any ammunition in the action until this command

5) You have 30 minutes to complete this match: commence fire! (whistle start)

NO Competitor to leave the line until Match completed. No competitor to enter the firing line once the Relay has started. They will forfeit that Relay if they are late. Any shots fired before whistle start will results in the shooter being disqualified from.

6) Ten Minutes

7) Five Minutes

8) Thirty seconds

9) Cease Fire! (whistle stop) Remove bolts from Rifles and leaves benches

All equipment to be removed from bench after guns put in custody or rack. Any shots fired after whistle stop will results in the shooter being disqualified from.

Emergency Commands:

If during a match an emergency should arise which requires an immediate ceasefire, the following command shall be used

1) Stop Firing (whistle stop) Make Safe!

If match is stopped, three things will have to happen, all guns made safe, remove bolt / magazine etc and checked. Match either abandoned or re-started. If to be restarted no one leaves the Bench except competitor with the problem, an additional 5 minutes is added to the time remaining for re-setting up rests etc. If abandoned then the Match to be re-scheduled after a break of 30 MINUTES minimum. **Any shots fired after whistle stop Firing will results in the shooter being disqualified from.**

Note - Voice commands are preferable over a whistle. However Range Officer to have a whistle in case a stop to the match is required - Cross fire or mechanical fault with a competitor, (or even stray animal, people wandering into range etc, etc.). This will permit all rifles to be in a safe condition without extracting the case from the chamber. This command will only be given in cases of such emergency that we cannot permit you to clear your rifle by firing.

G – Scoring

There is a need to provide a timely and accurate results service to the competitors, with computer resources to assist this aim. Scoring should be done in a private and secure area, restricted to official technical staff only. All target marking should be conducted by at least two delegated Technical Officials, one to undertake primary marking using approved equipment. Target score to be displayed on the face of the target. A scoring plug is to be used at all official matches. Appointed by the Match Director to score targets, the Score Officer(s) must have ISSF/ NRA approved scoring plugs for each calibre needed. All

Classes of Air Rifle can be of either .177, .20 or .22 calibre, please note all scoring to be carried out with a specific gauge to suit the calibre used.

Scoring Procedure

Best edge scoring will be used throughout all Matches. If the hole breaks into the border of the next higher ring, the higher score will be awarded. Tears in the paper are not counted, only the portion of the hole the size of the bullet. If a bullet hole touches a line on the target bull, shooter receives the highest point. If a plug must be used, the letter (P) must be written on that shot's square by scorer. Inner most ring counts as ten points, and each succeeding ring counts one point less. Outer most ring counts as 5 points. The dot in the middle of the inner most ring of the 50m target counts as an X, any hit that obliterates this dot counts as 10X. On the 25 yard target the 2mm dot in the middle of the inner most ring counts as an 10, any hit that obliterates this 2mm dot counts as an X score. If a shot is in a target square but misses the outer most ring (5) of the bull, the score is zero. Any shot touching target square's inside or outside border lines will be counted in that block as a zero. A plug is to be used if visible determination cannot be made by scorer. Any bullet hole that is between blocks shall be plugged. The block that contains the majority of the bullet hole will count for that block as a zero. If more than one shot appears in target square, shooter receives lowest score minus 1 point. Where the impacts on the scoring target are more than 25, a penalty of 2 points will be assigned for every shot in excess the first double impact in comparison to the allowed number. Perfect score: 250 and 25X's. A Target cannot be re-plugged as part of a protest or score query.

Tied Score

If two, or more, competitors shoot the same score, then the first target score will be used to see which one is greater. If they are the same then the second target and then third target will be used. If these are the same scores on each target, the X-count will be used to break the tie. If, after including the X-count, the Score Officer will check the targets starting with the number 1 target block. First target block with higher points shot wins. If tie still exists after checking target blocks 1 through 25, go to number 1 target block and check X's. The first one who gets an X and the other one does not match it wins the relay/ match.

Three Target Aggregate Ties

In a match for one specific class, for example Unlimited, ties will be broken by comparing the first target, then the second target, then the third to resolve the winner – as above.

.22 LR Plug measure

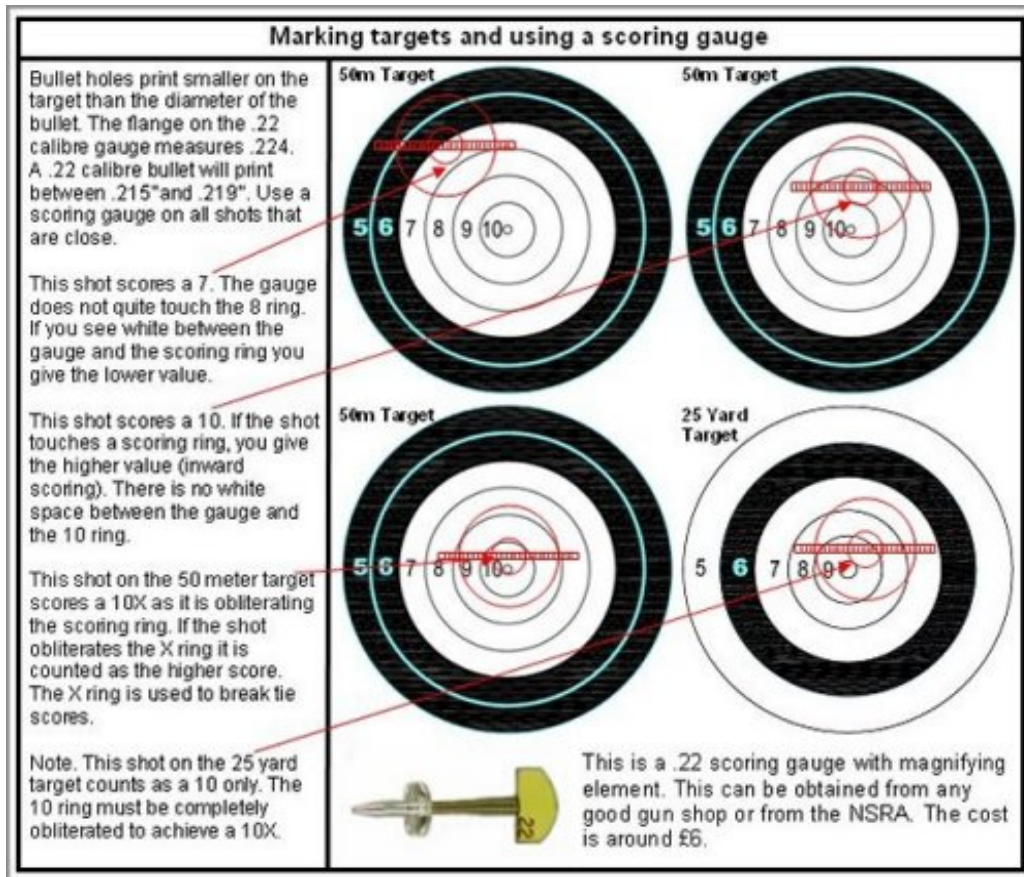
Diameter of the measuring ferrule	5.60mm + 0,05/-0,00mm
Thickness of measuring ferrule	0.50mm + / - 0,10mm
Diameter of the stem	5.00mm + 0. 20/-0,00mm
Length of the stem	10,00mm up to 15,00 mm

.177 Plug measure

Diameter of the measuring ferrule	4.53mm + 0,05/-0,00mm
Thickness of measuring ferrule	0.50 mm + / - 0,10mm
Diameter of the stem	4.49mm + 0. 20/-0,00mm
Length of the stem	10,00mm up to 15,00 mm

Continued on next page

25 Yard and 50 Metre Target Scoring Diagram



H - Technical Provision

Bench Drawing and Rotation

If necessary a drawing for bench assignments will be made before the first match of the day. Any fair and reasonable method shall be allowed. Bench rotation shall be mandatory. The rotation system to be used is to be advised to all countries at the time of seeking entries. (A minimum 20 benches for the European Championships and 25 benches for the World Championships.)

Weighing Guns

All guns are to be weighed before the match begins so no one will get a rude surprise if their equipment is found to be overweight. If a rifle is found to be overweight after a match is fired, the score must be reported as "DQ" (same as any other disqualification). We also recommend that the guns of all winners of prizes, be weighed. At the time of weighing, an additional allowance of 15g will be granted for possible inaccuracy / calibration of the scales. An Inspection/approved sticker, which are suitable for attachment to the rifle, are to be available. These should be unique to each championship and retained under security. An area for weighing and inspection should be available at the venue.

Certification Equipment:

Rule (Tape Measure) or rifle size template.

Gauge to measure stock width. The stock must not be more than 76.2mm (3") wide regardless of where measured for 10½ lb Light Varmint and Unlimited Class.

Gauge to measure stock width. The bottom of the butt of stock, if flat, must be 25mm (0.98") maximum wide regardless of where measured for 10½ lb Light Varmint and Unlimited Class.

Gauge to measure stock width. The stock must not be more than 57.15 mm (2,25") wide regardless of where measured for all Sporter and Hunter Class.

Calibrated Weighing Scales (preferably electronic) with a rated capacity of 10kgs.

Chronograph to measure the effective energy of pellet in joule (ft/inch) for all Air Rifles.

Air Rifle Power Check Procedure

Real Air Rifle power to be checked before the match so there should be a suitable chronograph system available at each event. Common Handler & Natermann sport pellets or similar to be used. A sequence of 5 shots to be measured by a chronograph. As "effective power" will be considered the speed media value (converted in joule) noticed by the tool. **Air Cylinders to be filled at maximum charge before test.**

Note: $J = \frac{1}{2} m V_o^2$ Where m is expressed in Kg, V_o speed in meters per second.

To verify the real power of the **8.25 Joules or 6 ft lbs maximum** Air Rifles a Match Pellet of 4.50 in diameter and 0.53g in weight must be used.

To verify the real power of the **16.27 Joules (12 ft/lbs) or 27.12 Joules (20 ft/lbs) maximum** Air Rifles a Match Pellet of 4.50 in diameter and 0.68g in weight must be used.

Rifle and/ or Equipment Conformity

In case of non conformity of rifles and equipment noticed by Weapons & Equipment Check Officer(s), competitors do have the possibility to replace it or adjust his / her rifle / equipment, but are only allowed up to 15 minutes before the start of the relay / match. Competitors can also forward a claim to have the said equipment/ rifle admitted by applying in writing to Championship Referees who will make a final decision. If this is not done in time for the start of the relay, the Range Officer has the right to admit the shooter with the purpose of not hampering or to slowing down the beginning of the competition. In this situation the Match Director will make a final decision at the end of the relay/match whether the equipment/ rifle is allowed under the rules. If this is not the case the rifle / equipment will be disallowed and the competitor disqualified for that relay / match. It is the responsibility of the competitor to ensure that all rules are understood and clarity is sought if they are not.

Random Check

Rifles & Equipment Check Officer(s) has the ability to verify rifles and equipment on the firing line at any time during the competition, when firing is not taking place.

If Officer(s) verify that any element of the equipment, already submitted to preliminary control, are altered or replaced, the competitor will be immediately disqualified for the whole match or, in specific cases, for the whole championship.

Cross fire

In case of crossfire, if the person making the crossfire reports it first, or admits to it immediately after it's being reported by the person whose target was accidentally fired on, the crossfire will not be counted on the target that was accidentally fired on. The competitor, on whose target a cross fire has been placed, is obliged to advise the Range Officer of such a happening. In the event of a cross fire being advised to the Range Officer, or located by the target crew, all targets, are to remain in place. It will be for the protest group to resolve the matter before any further activity commences.

The shot will be recorded as if it had impacted on the target of the person making the crossfire. Adjustment to the score of the person making the crossfire, including both the score on that target and the number of shots on the target, will be made, and additionally, a minus ten (-10) point penalty will be added to the score of the person making the crossfire. If the crossfire impacts a bull on which a legitimate shot has also been fired, and it is not possible to determine which shot belongs to which shooter, the highest scoring hole will be counted for the legitimate shot, and the lowest scoring hole will be counted as the crossfire. Any shooter found to have cross-fired, and not notified the Range Officer, and whose target show more than the required number of shots, including cross-fires, shall be deemed to have tried to conceal the fact and shall be disqualified from the event. No additional time will be awarded to a shooter who cross-fires.

Rifle fault during the match

A change of rifle is permitted during the competition if there is a proven fault with a rifle, especially when this relates to safety and it is considered dangerous. In this case the competitor will ask the Range Officer to view the rifle and possibly replace it with a new one. The Range Officer may authorise the change of weapon with a rifle of the same class, after which the faulty rifle will be dispatched for inspection by Weapons & Equipment Check Officer(s). **(The Range Officer will need to decide if the match can continue or needs to be stopped depending on the how serious the fault is and if changing rifle will infringe on the shooters who are continuing with the match)**. No extra time will be allowed for competitors when this situation occurs and they will not be allowed to re-shoot the relay. If inspection confirms the fault then, after the end of the relay, the shooter will keep the score achieved with the new rifle. **If the fault is manufactured by (or the responsibility of the competitor due to negligence) the competitor to gain advantage, an automatic DQ from the match will be applied.**

First Shot Error

If the first shot of a competitor unintentionally hits a record target diagram, the Range Officer must be informed before the second shot is fired. The Range Officer must visually check the target and make a note on target when same is recovered. No penalty will be incurred.

Target Display

All completed targets and scores are to be posted in a common display area and displayed for all competitors to view. These cannot be removed by competitors as this negates any protest rights. Should a Team or Individual wish to lodge a protest in regard to target marking etc, they need to refer to the rules and discuss this issue with an Official or the Match/ Championship Manager. Should an issue arise regarding scores the protest group may require the targets to be produced. However it should be noted that re-marking of targets cannot be undertaken after expiration 30 minutes. Plugged target blacks cannot be remarked. Storage of shot targets will be assured by the Match/ Championship Manager.

Target dislodged or lost

Should a Target be dislodged during a match, the match will continue uninterrupted. At the completion of the match, the Range Officer will assess and award extra time to the competitor to enable the match to be completed prior to proceeding with further competition.

If a target is lost (the fault of the range or weather) and the shooter has all other completed targets at that distance, the score for the lost target will be the average of the best and worst of those remaining targets. It is the responsibility of the Target Staff to ensure adequate protection of the targets against weather etc by stapling if necessary.

If a competitor is disqualified for any reason, such as an equipment violation, the score will be reported as "DQ". The Match Director will report the reason for the DQ in the match results. If a competitor does not finish their target in the allotted amount of time, the score will be reported as "DNF".

Championship records will be recorded electronically on the appropriate websites;

- **National websites.**
- **ERABSF website for Postal, National and European Championship Records.**
- **World Rimfire Benchrest Federation website for world postal and world records.**

The organisers of an event will appoint a scoring group for the final scoring of proposed new records. Such group are able to meet in person or by correspondence. All targets that constitute the record shall be made available to the 'scoring group' by the shooters Team Captain. Independent scoring by ERABSF official scorers, or in the case of a world records WRBF official scorers will take place. The group(s) shall personally inspect and independently re-score each target, providing to the General Council and nominee the results of their efforts. It will be for the Chairman of the ERABSF or the WRBF to announce any new records via appropriate websites. There shall be no appeal rights available as a result of scoring

I - Event Organisation and Range Facilities Required

General

All matches are shot over a distance of 22.86 meters (25 yards) and/or 50 meters (54.68 yards). The 25 yards matches can be shot outdoor (or indoor if part of the postal matches run within the organisation). Covered shooting area does not constitute an indoor range if targets are still in open air. 50 meter Rimfire and Air Rifle matches will only be undertaken outdoors.

The range must be equipped with adequate benches to cope with the numbers expected at the event sturdy and stable target frames at all distance. Benches must be covered by roofing to protect the competitors from direct sun and rainfall and spacing to allow adequate comfort both right and left-handed shooters. Both male and female services are required with provision for disabled participants.

Note: Six relays per day should be the maximum programmed to allow for orderly and fair competition.

Main events must have: car park inside for visitors with campers and cars with range emergency access; possibility of store rifles and equipment into protected area during the competition; separate area for Scorer and Technical Officers; adequate covered area for display of completed targets and finally a covered separate area for rest and restore of Competitors.

It will be the responsibility of Organisers to ensure that the host range and facilities are of a standard suitable for the conduct of the match/championship. The ERABSF will appoint a suitable person to undertake a pre-championship inspection to ensure all standards are being met.

European (and World) Championship Match Requirements

25 yards / 50 M -

1. There must be a minimum of thirty competitors for a European or World Championships, representing at least five countries, with a minimum of one competitor representing each country.
2. Each country can enter a maximum of fifteen competitors for each event/match in the Championship.
3. There must be a minimum of three countries with teams entered into a match for a team result to be shown. Each country can enter up to three teams of three in each match/ class, which includes two reserves – total 5 competitors in each team of three.
4. All competitors on each relay if possible, must be contesting the same class. If time is restrictive and numbers in classes are low, then mixed classes on each relay can be organised at the Match Directors discretion.
5. 50 meter outdoor level range and ministry approved and insured.
6. 25 yard outdoor level range and ministry approved and insured.
7. Space/ time for 'warm up' or practice is required at the venue.

Postal Championships

Organised by UKBR22 - International contest with two championships: summer and winter league.

- Summer Season Monthly International Postal Match commence April the 1st till September the 30th.
- Winter Season Monthly International Postal Match commence October the 1st till March the 31st.

Best 5/6 League Individuals Scores to count. Indoor and Outdoor matches. 50 meter Rimfire and Air Rifle matches will only be undertaken outdoors. Separate leagues will be established for those shooting 25yards indoors and outdoors where there are enough shooters. Shooting indoors and competing with those shooting outdoors does provide an unfair advantage and shooters will need to decide and nominate which league they wish to be in.

Only one target can be shot and entered for competitions per month. Targets are printed on to paper with a least the weight of 120gsm paper, although 135gsm would be better to provide a clearly punched hole when shot.

Where matches are shot by Teams, these Teams to be made up of three shooters with two in reserve, five in all; Team scores are based on best three scores. The Team and reserve names to be registered before the season starts. Any number of Teams can enter and be either Club, Regional or Country Teams as agreed by the Management Committee. Juniors can be included in the Team but where enough juniors are available a Junior Team is encouraged. Targets to be scored at each club locally - however these

must be signed by the Range Officer on duty or UKBR22 member scorer who should be aware of the ERABSF rules. (A copy of these must be present at each club) – **However, this must be done before the target is shot and only one target is allowed per month.** Practice cards are allowed, but these will not be able to be submitted for scoring as they are not nominated match cards. Nominated cards, as above, must be signed before the detail begins on the front score panel and a coloured sticker/ label measuring approximately 50mm x 50mm (or diameter), or bigger, must be placed on the reverse of the target diagrams and signed. When shot the coloured sticker will be perforated. Where the shooter is also the scorer at the club another UKBR22 member, shooter or R.O. must confirm the card so multiple cards cannot be shot. Scorers must ensure their own target is scored by another member/ shooter/ Range Officer. Targets **will be sampled**; a percentage per month by Officials of the organisation. Judges/ scorers will work in pairs where practical and will not be participants in the class they are scoring. **Any and all** high scored cards of 250+ will be sampled to confirm scores and these will need to be sent to Officials of the association. This is in line with international protocol where all cards are scored locally at designated matches and high score cards are scored at the 'central office'! Scores must be into the Scores Officer by the 10th of each month. This system also brings in an element of security to the postal matches. Individual registration has a fee. Team registration is free. See at ERABSF website "UKBR22 Postal Match" Section for more details

National Championships

Organised by ERABSF regional membership; or delegate by them to individual country representatives. This will take place every one to two years in each European country. Each country can hold only one National Championship per year, and will be considered as the Main National Competition. The hosting range must meet all the above requirements as standard. The potential to shoot every Class is mandatory. Individual registration has a fee. Team registration is free. Awards will be given to the Competitors in all Rimfire and Air Rifle Classes subject to APPENDIX E conditions.

European Championships

Championship Itinerary - organised by ERABSF General Council of National Representatives, every four years in an available hosting country. This starts from 2010. 2007 edition (organised by UKBR22) was held in Milan, Italy. 2010 edition to be held in a suitable European venue yet to be arranged; the next championship will be in 2014...and so. Events will include all above requirement and conditions.

World Championships

Championship Itinerary - organised by UKBR22 in collaboration with the WRBF (World Rimfire Benchrest Federation) in Italy, 2008. Subsequent championships will be held every four years in an available hosting country starting from 2012 and the WRBF will request a hosting country to put their proposals forward two years before the championship. Events may include all above requirement and conditions.

This match is open to all Organisations and Shooters that shoot for score similar to the RBA, IR50/50, UKBR22, .22 Hunter, BR50, UITS etc. and will use an agreed common Target/Rules (ERABSF).

The World Champs will be open to, (depending on entry to events):

- 50 Meters - all Rimfire Classes and Air Rifle Unlimited Class C
- 25 Yards - as above plus all Air Rifle Classes that shot this distance.

Rules on classes general rules are contained in this document – all rules apply.

Three targets will be shot in one day for each allowed Class in bench rotation, the aggregate being the score submitted and that will form the basis of a "World Ranking" within the Sport.

It is suggested that all 'head to head' international championships will take the form of the diary below. Note: it is only indicative and depending on entry to the events

Continued on next page

Class/ Match	Distance	Day of Championship
Warm Up/ Practice	All	1
Air Rifle Unlimited B	25 Yards	2
International Sporter	25 Yards	2 or 3
10½ lb Light Varmint	25 Yards	3
Unlimited	25 Yards	4
International Sporter	50 Meters	5
10½ lb Light Varmint	50 Meters	5
Unlimited	50 Meters	6
The day of the matches depend on the numbers entering each match and a fixed diary will be forthcoming to competitors when entries have concluded. The Championship will not go beyond a seventh day.		

Other events

WRBF Postal Championship

The "WRBF[®]" hold each year a "World Postal Championship" similar to that successfully held during 2006, (The "WRBF" is to be a non profit making federation and all monies required will be via donations and sponsorships: there will be no affiliation fee). Actually Member countries that could be part of this World Championship are as follows:

-RBA-USA; RBA-Australia; RBA- New Zealand

-The ERABSF with its current members from: United Kingdom; Scotland; The Republic of Ireland; Germany; Poland; The Czech Republic; Italy; Namibia; Zimbabwe, South Africa, etc.

In this case every country or organization can declare their own Teams also. Teams will consist of three members and a maximum of three Teams for each Country. Scoring will be a three card aggregate as per WRBF rules. It is expected that all entries to the world postal will be via large national or international matches.

Local Events

Matches which produce local trophies, etc, will leave these with winners during the year with the exception of the dates of Official Competitions organised by this federation for that country. If official targets will be used then ERABSF rules will be used without any exception. The potential to shoot every Class is not requested in this case, but notifying the ERABSF regional membership or delegate is mandatory. Match dates, program etc must be sent to ERABSF regional membership three mouths in advance of first match date. Sanctioning by ERABSF of a Club's scheduled matches may be forfeit by that Club if they are not held in accordance with the Official Rules stated in this rule book. The ERABSF could appoint a suitable person to undertake an inspection to ensure all standards are being met.

APPENDIX A – Protest

After targets are scored, targets must be hung for competitor review. Targets are not to be handled by competitors until match results are declared official by Match Director. After last relay's targets are hung up, Match Director must give competitors a minimum of thirty minutes to file any scoring protests with the referees. If a competitor removes his target before the match results have been declared official by the Match Director, the competitor will be disqualified. A Match Director may impose a scoring protest fee per bullet hole. A protest fee is required at National and International Championships.

The Official Scorer will re-score the disputed target in the presence of the second Official and the Team Leader of the Competitor concerned using the same equipment as originally used.


A target cannot be re plugged as part of a protest or score query

Any shooter may protest his target, someone else's target, questionable guns or rests or other problems that may arise. Referees and/or Protest Delegates will decide all protests and their decision is final. To be disqualified is the last resort, but competitors must ensure their equipment is legal within the rules.

Competitors must also ensure they conduct themselves on the line appropriately. It is the responsibility of the Organisers of the Championship/ Match to arrange a protest system or establish a 'Group of Delegates' to hear any and all grievances raised by competitors in regard to any matters associated with the conduct of the Championship/ match.

The 'Protest Delegates' can consist of the Match Director, and up to four experienced competitors, who may possibly be referees (not from the host country/range) appointed from those entered. It may be preferable that competitor appointees are changed daily for the period of the championship. All protests are to be lodged verbally initially with a Referee, Match Director or a member of the Protest Delegates and then recorded in a Championship/ match log book by the Director of the Championship/ match. (If the protest is on the firing line, the protest must be logged initially with the Range Officer in charge). All Protests must be submitted within thirty minutes of the alleged grievance, or posting of the result or of the aggregate in disputed. The decisions of the Protest Delegates / Referees are final and binding and there is no provision for appeal of such decisions.

Protest Form Sample

<p>Protest form — EUBR22 PROTEST INFORMATION (To be completed by Competitor or Team Official)</p>	
<p>Competition/ Match (Please tick); World Championship <input type="checkbox"/> European Championship <input type="checkbox"/> National Championship <input type="checkbox"/></p> <p>Date, time and relay number of action or decision being protested: Date.../.../..... Time..... Relay No/ Match.....</p>	
<p>Is this protest related to one of the following (Please tick); Scoring <input type="checkbox"/> Equipment <input type="checkbox"/> Rule Breach <input type="checkbox"/> Sportsmanship <input type="checkbox"/> Safety <input type="checkbox"/> Other Reason <input type="checkbox"/></p>	
<p>Reason for protest: (list the <u>rule</u> concerned in this protest) </p>	
<p>Protest submitted by: Name:..... Country:..... Signature:..... Witness Statement (if necessary) Witness Signature..... Date..... Time.....</p>	
<p>To be completed by Organising Committee receiving the protest; Protest received (date and time):..... Amount of Fee paid (if necessary):.....</p>	
<p>PROTEST DELEGATES DECISION; Date, Time and Place of meeting:..... The Protest was; Upheld <input type="checkbox"/> Denied <input type="checkbox"/> Reason for decision: Signature of Match Director:.....</p>	

APPENDIX B – Targets

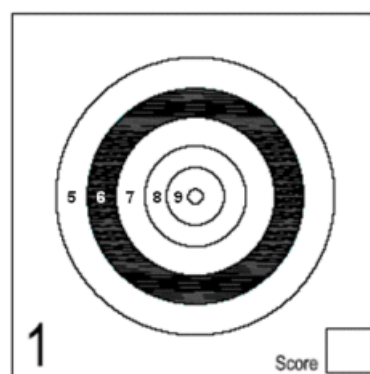
Targets

The targets used in all competitions will be the Official European targets as supplied. This Target consist of twenty-five (25) record bulls and five sighter bulls with best edge (inward) scoring. All cards will be scored with a specific gauge to match the calibre of the weapon used, i.e. .177, .20, .22. There is a separate lined box between the sighter bulls and the record bulls. All shots to the right of this area count for record. Any number of shots may be fired into the sighter bulls. If the first shot impacts in the record area, the competitor must immediately notify the Range Officer (before firing another shot) who will inspect the target and make note that the shot will not be counted. This will only be allowed on one occasion during a match. **Should more than one shot appear on a scoring target, only the lowest score will be counted. At the end of the competition, where the impacts on the scoring target are more than 25, a penalty of 2 points will be assigned for every shot in excess in comparison to the allowed number.**

There are different targets for the 25 yard and 50 meter matches.

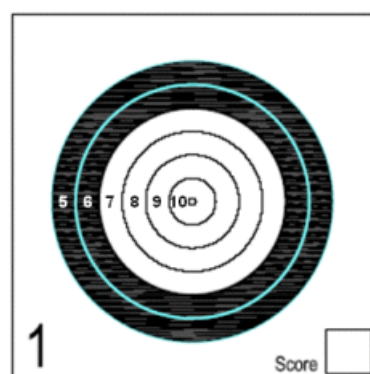
On 25 yard targets the six ring is black to aid sighting, all other rings are white with black-line borders. The central 10 ring is 2 mm in diameter; this is to be obliterated to score a 10X.

Dia.	MM	In
10 Ring(X)	2,000	0.07874
9 Ring	8,000	0,31495
8 Ring	14,000	0.55118
7 Ring	22,000	0,86614
6 Ring	30,000	1,18110
5 Ring	39,000	1,53542



On 50M targets the 6 and 5 ring are black to aid in sighting, all other rings are white with black line borders. The central X ring is 1 mm in diameter; this is to be obliterated to score a 10X.


Dia.	MM	In
10 X	1,000	0,03936
10Ring	6,500	0,25590
9 Ring	13,000	0,51181
8 Ring	19,500	0,76771
7 Ring	26,000	1,02362
6 Ring	32,500	1,27952
5 Ring	39,000	1,53542



One set of targets per match shall be provided per competitor, these to be clearly marked with a "Competitor Number or PIN" and relay number that is clearly visible at all ranges.

National, European and World Championship Targets to be printed on 160 gsm (grams per square meter) paper minimum and placed only in the horizontal position

Sample Layout of 25 yards Target



ERABSF

Bench:

Relay:

Name:

Club:

Date:

Total Score: 10X

UK Sporter Hunter 10.5lbs

International Sporter Unlimited


Open Only

Scoring line -
Inner edge of central zone ring for 10
Inches for UK
Inner edge of 25 meter Target

1	2	3	4	5
6	7	8	9	10
11	12	13	14	15
16	17	18	19	20
21	22	23	24	25

©1984 Benchrest22 25 yard 1H Target - max score 250 with 25 10X Released for Winter Season 2004 / 2005 Copyright of UK and International Association of Rifle Benchrest Shooting - Photocopy permission to Registered members only

Sample Layout of 50 Meter Target



ERABSF

Bench:

Relay:

Name:

Club:

Date:

Total Score: 10X

UK Sporter Hunter 10.5lbs

International Sporter Unlimited

Open Only

Scoring line -
Outer edge of central zone ring for 10
Inches for UK
Inner edge of 50 meter Target

1	2	3	4	5
6	7	8	9	10
11	12	13	14	15
16	17	18	19	20
21	22	23	24	25

©1984 US Benchrest22 50 meter Target - max score 250 with 25 10X Released for Winter Season 2004 / 2005 Copyright of UK and International Association of Rifle Benchrest Shooting - Photocopy permission to Registered members only

Appendix C - Stocks Clarification

International Sporter Class including IR50/50 7.5lb Sporter Class rifles, Stock must be made of wood and must be designed to be shoulder fired. Laminate wood is allowed and the action area may contain bedding material. The action may be glued into the stock. Proof that the stock is made of wood is the competitor's responsibility and must be accomplished to the satisfaction of the referees when requested. Visible wood grain over the entire surface of the stock shall constitute proof. Stock must be 57.15 mm (2.25") or under at its widest point. No stock tape allowed. Forearm and butt of stock that comes in contact with front and rear sandbags must be convex. Minimum length from the trigger to the end of stock, excluding butt pad, must be 12.5". Rifle barrel cannot be fluted. No vibration devices allowed. Barrel must be made out of one piece of metal with no attachments except for the action. No electronic or mechanically assisted triggers. Convex will be determined by placing a 'coin' (circular disk measuring 22 millimetres) on the stock that comes in contact with sand bags. The outer edges of the 'coin' can not come in contact with the stock. There must be visible space underneath the outer edges of the 'coin' (circular disk).

10.5lb Light Varmint and Unlimited Weight Classes (Including Air Rifles), the forearm of stock must be either convex or flat, maximum 76.2mm (3") or under at its widest point, this can be a specialist stock or via a flat plate attached to the bottom of the stock, any material can be used. The bottom of the butt of the stock that comes in contact with rear sandbag must be either convex or flat. If flat, the bottom of the butt of stock must be 25mm (0.98") or under in width.

Air rifle Sporter stocks shall be an unmodified factory stock or good equivalent conforming to the manufacturer's original design (conforming means form and equal dimension), convex on all bottom surfaces unless manufactured item is flat i.e.: Air Arms S200, S200T etc. Stock must be 2.25 inches (57.2mm) under at its widest point.

Appendix D - Clarification on latest design of front rests

Development of Benchrest equipment especially front rests is still being carried out by the main manufacturers. The front rest sand bag is a prime example. The latest development is the fixed bag produced by Sinclair International, Varide Cicognani, Bald Eagle, Fudd and Midway. This latest bag is acceptable under these rules for all competitions. The following are examples of such bags.



Varide Cicognani



Sinclair International

The 'pressure gauge' forming part of the front rest is also a new development by Varide Cicognani, this attachment however will be allowed in competitions and will not have to be removed before that rest can be used.



Midway (Caldwell)

Appendix E - Awards / Medals

All awards are at the discretion of Organisers of the Championships and / or the Match Director.

Awards will be given to the Competitors in all Rimfire and Air Rifle Classes subject to following conditions-

Senior Individual to the top five in each class / event -Gold, Silver, Bronze, Bronze, Bronze.

Teams to the top three teams in each class / event - Gold, Silver, Bronze.

If there are sufficient female competitors the following would also apply;

Individual Ladies to the first in each class / event-Gold. **Subject to minimum of three entrants in each class applicable.**

If there are sufficient junior competitors the following would also apply;

Juniors Individual to the top three in each class / event-Gold, Silver, Bronze. ***Subject to minimum of three entrants in each class applicable.***

This does not blocks junior or female shooters from winning to medal in senior the individual section or from being members of teams. In this occurs they may get two medals. However, this is at the discretion of the Championship Organisers / Match Director. If there are insufficient 'Lady ' or 'Junior ' entrants to enable to medal place, entrants will be combined into an Senior overall Individual Award.

Discretionary Awards

At the discretion of the Organisers, there may be to provision for an award that celebrates the top score of the Championship.

The Organisers should provide a suitable patch to all registered competitors as an acknowledgment of participation in all major international championships.

Closing ceremony and award of medals

It is for the organisers to arrange the style and venue for medal ceremonies to suit their specific occasion. This may be held as part of an overall closing / social function. It is recommended that during this function, the teams from each country should be presented to the function as an acknowledgment of their participation in the match/ championship. Other less formal functions can be arranged.

Appendix F – TECHNICAL MEETING - elements of this agenda may be placed on official notice boards as confirmation memo's

Technical Meeting: This to be held at the championship range at least 24 hours before the commencement of a competition/ match.

The purpose of the meeting is to ensure staff and Team Officials are briefed on final arrangements for the Championship, and to deal with any particular concerns.

The following are required to attend:

All Delegation Leaders and Interpreters as required.

OFFICIAL WELCOME

- | | |
|--------|---|
| Item 1 | Welcome to delegates |
| Item 2 | Introduction of senior operating personnel. |
| Item 3 | Introduction any new countries |

CHAMPIONSHIP MANAGER

- | | |
|---------|---|
| Item 1 | Advice on Operations Office and hours attended. |
| Item 2 | Confirmation of official Information Board for posting of notices, results etc. |
| Item 3 | Closing Ceremony |
| Item 4 | Medal Ceremonies and Medal Distribution |
| Item 5 | Official / informal functions, |
| Item 6 | Practise arrangements. |
| Item 7 | Advise on Equipment Control arrangements and times. |
| Item 8 | Confirmation of programme of events |
| Item 9 | Confirmation on start times. |
| Item 10 | Confirmation of bench allocation and rotation. |
| Item 11 | Confirmation of target posting and result distribution. |
| Item 12 | Confirmation of protest procedures and fees. |
| Item 13 | Confirmation of Protest Group |
| Item 14 | Reminder – Crossfire Procedures |
| Item 15 | Armoury arrangements and/or range security. |
| Item 16 | Range parking. |
| Item 17 | Other range information. |

ANY OTHER BUSINESS

QUESTION AND ANSWER SESSION!



European Rimfire and Air Rifle Benchrest Shooting Federation - copyright 2007